

Name(s) _____

Name(s) _____

Period _____ Due Date ___/___/___ Task Track _____

Vertigo

Vertigo (vur' ti go'), *n.* a disordered condition in which one feels oneself or one's surroundings whirling about; dizziness.

~

*"He made you over, didn't he? Just as I've done. But better!
Did he train you? Rehearse you? Teach you what to say and what to do?"*

~ John "Scottie" Ferguson

~

"He chose me to play the part because I looked like her. He dressed me like her."

~ Judy Barton

Essential Guidelines:

- In your assigned table group, choose a leader, a note-taker and at least one researcher
- Thoroughly discuss the questions you have been assigned and/or have chosen to do
- Create a plan for assigning each member of your group a specific task that he or she will do in order to contribute to the group effort
- If needed, exchange contact information in case you have a question outside of class
- Each group must use PowerPoint (*or OpenOffice, Keynote, etc.*)
- A final draft of the presentation PowerPoint *must* be uploaded to Mr. D's online dropbox (*see the website for instructions*)






Group Task: Each group will be assigned one **Task Track** (*see below*) and will be responsible for discussing, preparing and presenting their findings through a PowerPoint presentation (*or similar technology*). The presentation must adhere to the following requirements:

- ✓ **Introduction:** Briefly introduce group members and state which task track you were assigned.
- ✓ **Part 1:** Share your group's findings for Part 1 of your task track. Include visuals to help support your findings.
- ✓ **Part 2:** Share your group's findings for Part 2 of your task track. Include visuals to help support your findings. This segment of your presentation is more demanding, so be certain to provide ample evidence and support.
- ✓ **Conclusion:** Briefly wrap up your group's presentation and summarize your findings by restating your group's key findings.
- ✓ **Q&A:** Be prepared to take questions from the class and instructor.
- ✓ **Length:** Presentations *must* be *no more than 7 minutes* in length, not including the Q&A.
- ✓ **Participation/Reflection:** Following your group's presentation, each student must submit a brief (1 or 2 ¶s) reflection stating what their contributions were to the group. Additionally, include a brief reflection on how the group did, what the strengths were and what you would do differently in the future. Turn in the reflection either online via e-mail or in the class basket. *Credit will only be granted once the Participation/Reflection paper is turned in.*

FILM ANALYSIS

Vertigo Group Assignment · DeMiero

Task Tracks: Each *task track* has a thematically linked short question and one question of significant depth. Please reference all the material that is available on the Film Analysis website as well as any other resource you may find that will help with this presentation. *Be sure to cite your sources.* The *task tracks* are:

Theme & Name	Task Part 1	Task Part 2
A: Seeing Color 	Symbolism: Identify two shots from the “Vertigo” Frames web page that feature excellent examples of Hitchcock using color symbolically. Discuss the use of the color and what the color means in the shot/scene.	Seeing: Scottie thinks he sees the dead “Madeleine” in “Judy.” He thinks he sees the real “Madeleine” at the restaurant, etc. We think we see these characters, too, but not all is as it seems. What is Hitchcock trying to help us, his audience, see in ourselves and in him through “Vertigo”?
B: In the Shadows 	Foreshadowing: Identify two examples of foreshadowing used in “Vertigo” and analyze Hitchcock’s choice in using them.	Shady Dude: So, how come Gavin Elster gets away with it? For a character that is central to the conflict of this story, he isn’t in the movie much. Analyze his character. What purpose does he serve? What is his motivation? Are there any direct comparisons or links between his character and Hitchcock himself?
C: What a Character 	Characterization: Midge is a key character in this film, yet she’s not even in the final third of the movie. Briefly analyze her role in this story and describe her character. What is her function in this story? What is her motivation?	Multitasking: Did you think about all the different roles Kim Novak had to play in this movie and when making this film? Research and explain the complexities of any <i>two</i> of the following roles: Hitchcock’s leading lady, Vera Miles, herself, a Hollywood starlet, Madeleine Elster, Judy Barton, Johnny’s Madeleine, Judy’s Madeleine, Johnny’s Judy, Gavin’s Madeleine, Carlotta’s granddaughter Madeleine.
D: The Plot Thickens 	Symbolism: Identify two shots from the “Vertigo” Frames web page that feature excellent examples of Hitchcock using objects symbolically. Discuss the use of the object and what the object means in the shot/scene.	Shifting Plot Gears: This story’s point of view suddenly shifts about two-thirds of the way through the film. What is your analysis of why Hitchcock chose to do this? Was it effective? What does this say about Hitchcock as a director and story-teller? How would the film have been different without the shift in point of view?
E: Through the Lens 	Shot Selection: Choose any two shots from the “Vertigo” Frames web page that your group thinks are particularly effective. What does Hitchcock’s shot selection mean? How do these choices contribute to the effectiveness of the film?	Profiling: One shot technique Hitchcock uses throughout the film is that Kim Novak’s characters are frequently shown in profile. What’s the reason behind this? Discuss two plausible reasons behind this shot selection and what each reason means in terms of the underlying theme of “Vertigo.”

Notes:

Release Date.....1958
 Producer/Director.....Alfred Hitchcock
 Screenplay.....Alec Coppel and Samuel Taylor

Characters:

John “Scottie” Ferguson.....James Stewart
 Madeleine Elster/Judy BartonKim Novak
 Midge.....Barbara Bel Geddes
 Gavin ElsterTom Helmore